

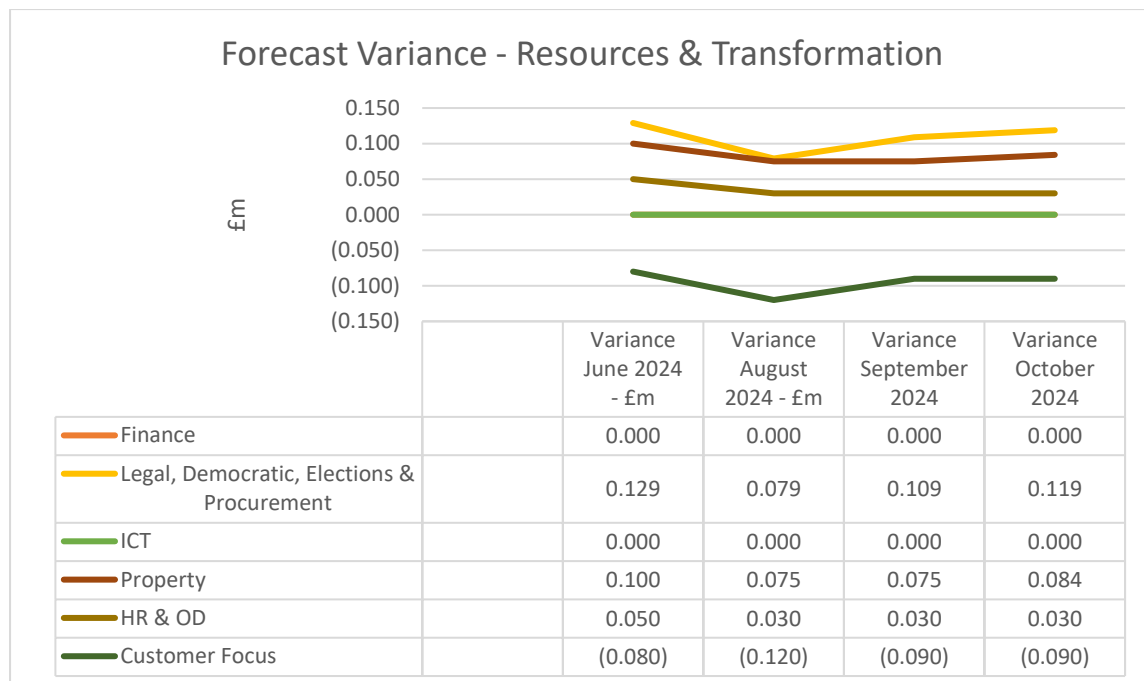
## Appendix 2 - Report Details – Additional Revenue narrative

### Resources & Transformation

#### Revenue:

Resources are forecasting £0.143m overspend against a budget of £7.721m (1.9%).

There are tight managerial controls within the resources directorate that have enabled a small forecast overspend. An understanding on the election costs is underway, and the team will work towards mitigating this further.




---

#### Finance

Variation  
£0.000m

Finance is forecasting in line with budget.

Variation to  
September's Forecast  
£0.000m

---

---

Legal, Democratic,  
Elections &  
Procurement

Variation  
£0.119m  
Overspend

Variation to  
September's Forecast  
£0.010m

An increase in litigation work, professional support obtained through use of locum lawyers, maternity cover and other professional staff makes up the bulk of the overspend. The MO is responsible for securing appropriate and suitable legal advice, investigating and reporting on anything the Council does that has the potential to be an illegal action or investigating and reporting on any action that might count as maladministration. However, the service recognises that it needs to operate within its budget and will look to recruit to permanent positions as swiftly as possible. An additional point of note in regard to the legal budget is that there is a high element of unpredictability to costs which arise in dealing with legal instructions in regard to unforeseen matters arising, for which no 'ongoing' forecast and provision can be made. Whilst our risk management can seek to reduce this, it is unrealistic to assume this unplanned element can be completely eliminated.

---

## ICT

Variation  
£0.000m overspend

Variation to  
September's Forecast  
£0.000m

IT are forecasting to be within budget with small overspends in supplies and services being offset by an underspend in salaries to be adjusted when budgets are realigned for Digital and Innovation.

---

## Property

Variation  
£0.084m

The £0.100m overspend at Castle Quay remains unchanged and is due to void costs of holding vacant units and unscheduled necessary expenditure for car park lighting and other maintenance costs. Work to review contracts and market void units is continuing with the impact of reducing the overspend as the year progresses. There have been some positive movements achieved through the reduction of utility expenditure forecasts

---

£0.049m pressure within car parks (£0.013m of this is due to under recovery of income and various small overspends across the service, including electricity and insurance expenses).

(£0.065m) underspend due to vacancies  
Vacancies that were not filled until October, admin charges generating income, improved income from rent reviews and lease renewals and reduced repair and maintenance costs.

Variation to  
September's Forecast  
£0.009m

#### Customer Focus

Variation to  
(£0.090m) underspend  
Customer Focus is forecasting an underspend of (£0.090m) at year end. The bulk of this underspend is from holding on to vacancies.

Variation to  
September's Forecast  
(£0.000m)

---

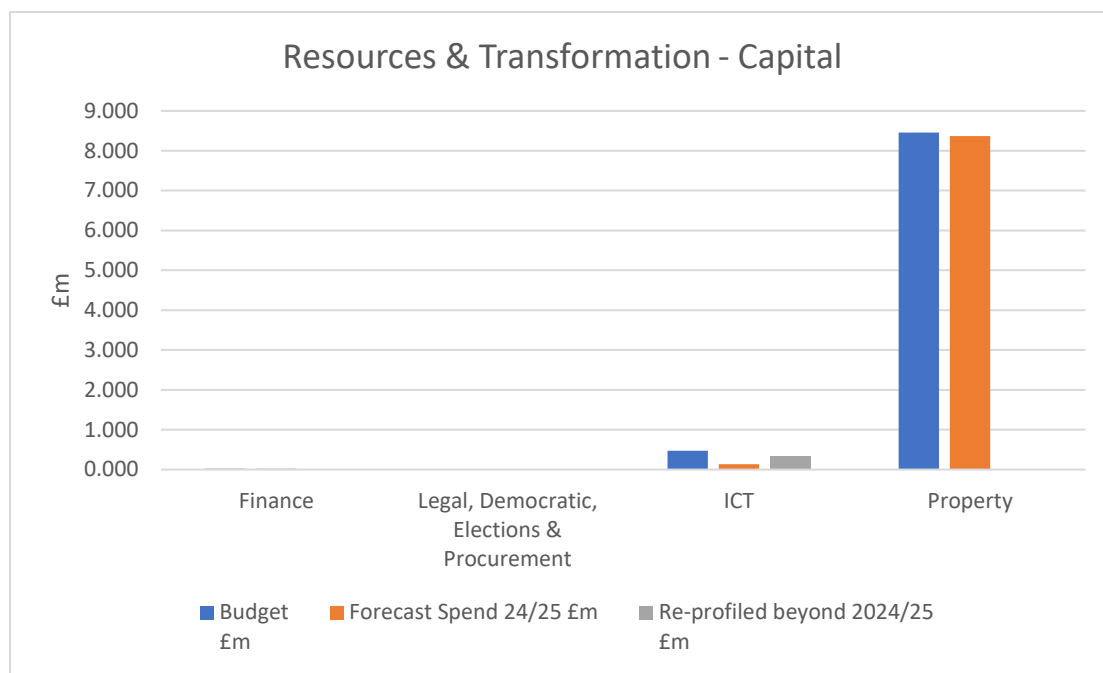
#### HR & OD

Variations £0.030m  
Overspend  
Implementation of the managed payroll system has proven more economical and offered more resilience than the in-house service, however there is an anticipated overspend of £0.050m as a result of the implementation which the service is looking to mitigate with efficiencies within the HR budget. The current forecast is £0.030m overspend.

Variation to  
September's Forecast  
(£0.000m)

---

## Capital:



Service	Budget £m	Forecast Spend 24/25 £m	Re- profiled beyond 2024/25 £m	Variance to Budget £m	Prior Month Variance to Budget £m
Finance	0.020	0.020	0.000	0.000	0.000
Legal, Democratic, Elections & Procurement	0.000	0.000	0.000	0.000	0.000
ICT	0.472	0.133	0.339	0.000	0.000
Property	8.458	8.370	0.000	(0.088)	0.591
<b>Total</b>	<b>8.950</b>	<b>8.523</b>	<b>0.339</b>	<b>(0.088)</b>	<b>0.591</b>

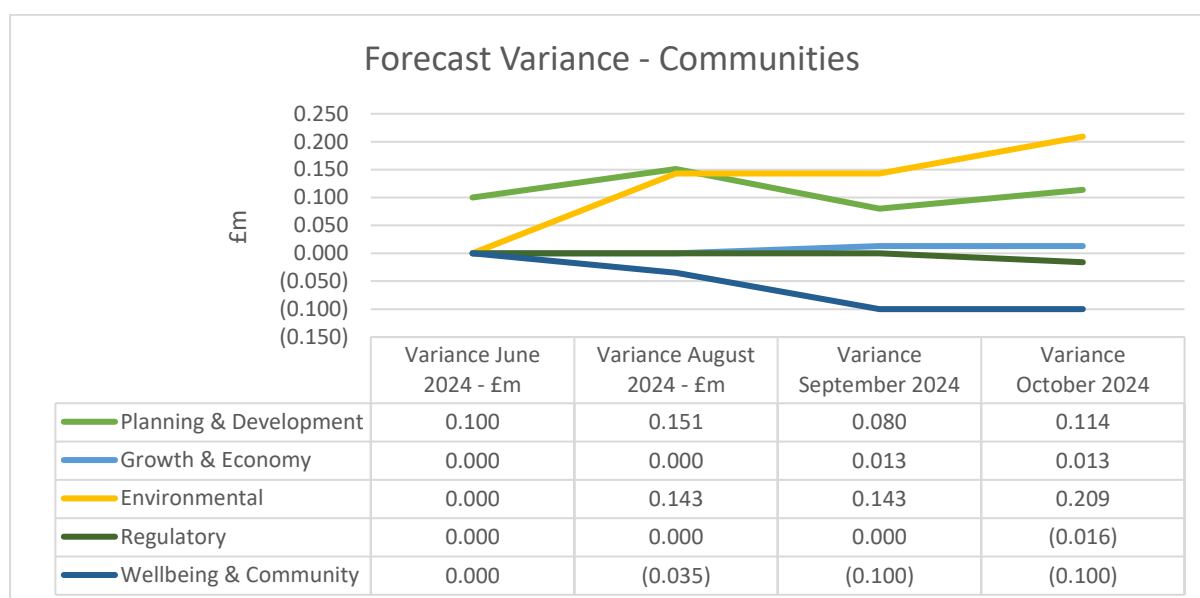
For detailed explanation and variances please see appendix 1.

## Communities

### Revenue:

Communities are forecasting a £0.220m overspend against a budget of £11.151m, (2.0%).

With a number of pressures emerging in the forecast to year end, the directorate leadership team has carried out a review of pressures and mitigations to contain across the Communities directorate in so far as possible. This has substantially reduced the forecast pressures to year end and will be closely monitored month by month to track progress and for any further changes.



#### Planning & Development

Planning and Development is forecasting an overspend of £0.114m.

#### Variation £0.114m overspend

Development management has a forecast variance from budget of £0.080m. This includes a lower forecast for planning application fees for the year but higher expected income than forecast from Planning Performance Agreements.

Planning Policy, Conservation & Design is presently forecast to be within budget (-£0.002m) and Building Control is now forecasting an overspend of £0.034m due mainly to a drop in income expectations (by £0.027m).

---

Variation September's Forecast £0.034m	to	The main changes since last month are the drop income expectations from Building Control fees (£0.027m) and the service's forecast of an overspend of £0.034m.
--	----	--

---

#### Growth & Economy

Variation £0.013m		Growth and Economy are predicting a £0.013m overspend. Delivery continues in relation to the Shared Prosperity Funding commitments, alongside the Bicester Garden Town programme and work in Banbury. Additional temporary resource has been secured for the development of a programme for Kidlington and to interim provide project management capacity.
----------------------	--	--

Variation September's Forecast £0.013m	to	£0.009m of planned expenditure has exceeded budget but has been corrected for future years and other small variances across the service make up the total overspend of £0.013m
--	----	--

---

#### Environmental

Variation £0.209m overspend		The forecasted pressure of £0.209m within Environmental Services is primarily due to staffing pressures and agency costs within Waste and Recycling, this is being closely monitored and managed. The service is looking at all options to mitigate the overspend.
--------------------------------	--	---

Variation September's Forecast £0.066m	to	The on-month movement of £0.066m from September's reporting is primarily due to the ongoing staffing pressure within waste and recycling.
--	----	---

---

---

## Regulatory

Variation  
(£0.016m)

Regulatory Services and Community Safety are forecasting a £0.016m underspend – this is due to savings in staffing costs as some posts remain unfilled following the department restructure.

Variation to  
September's Forecast  
(£0.016m)

---

## Wellbeing & Housing

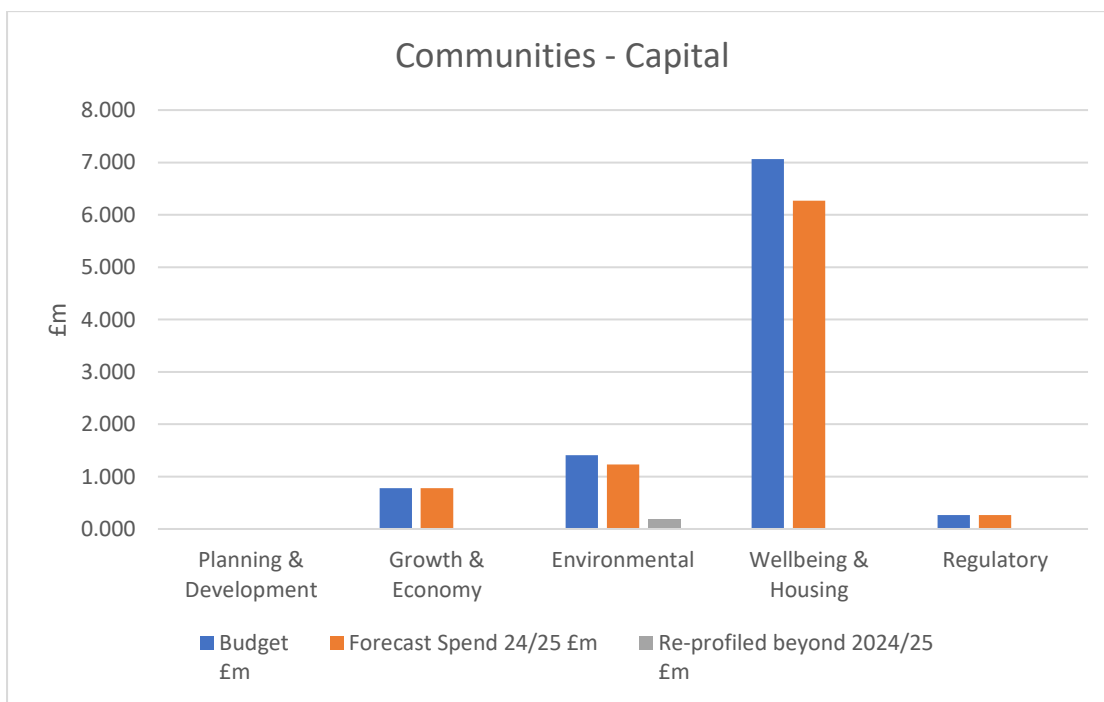
Variation  
(£0.100m)  
underspend

The services continue to actively manage pressures arising from operating front line services and flexing programme delivery, however pressures on finances are increasing on a range of activities but to date we have managed to contain them.

Variation to  
September's Forecast  
(£0.000m)

---

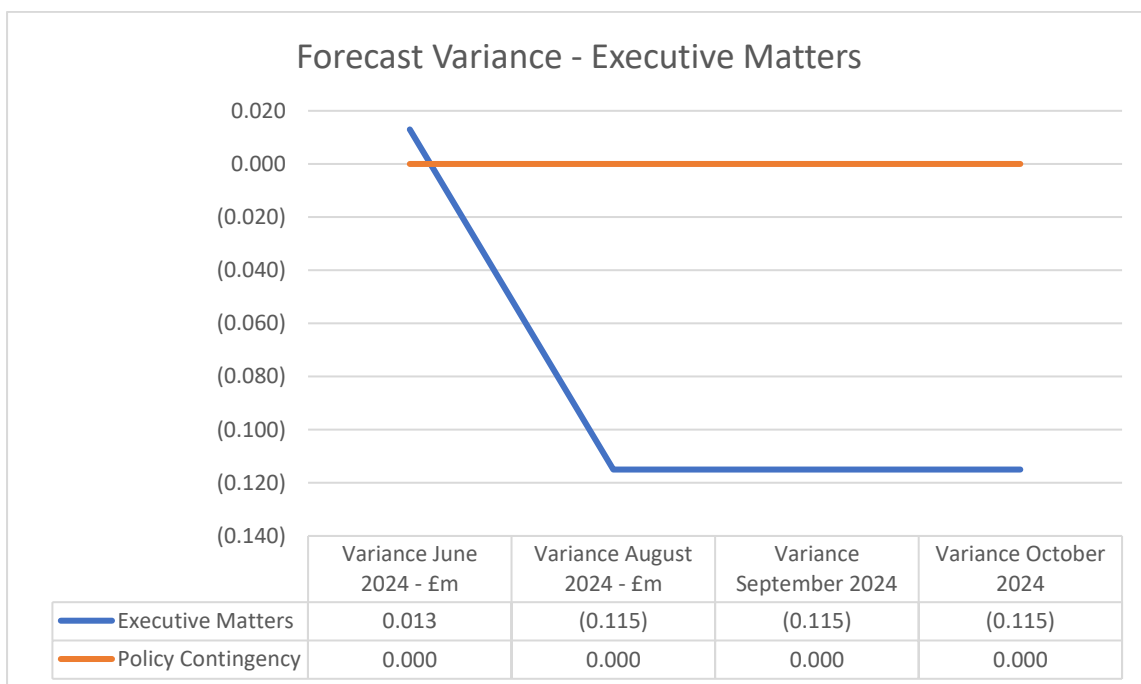
## Capital:



Service	Budget £m	Forecast Spend 24/25 £m	Re-profiled beyond 2024/25 £m	Variance to Budget £m	Prior Month Variance to Budget £m
Planning & Development	0.000	0.000	0.000	0.000	0.000
Growth & Economy	0.780	0.780	0.000	0.000	0.000
Environmental	1.410	1.235	0.175	0.000	0.000
Wellbeing & Housing	7.064	6.270	0.000	(0.794)	(0.778)
Regulatory	0.265	0.265	0.000	0.000	0.000
<b>Total</b>	<b>9.519</b>	<b>8.550</b>	<b>0.175</b>	<b>(0.794)</b>	<b>(0.778)</b>

For detailed explanation and variances please see appendix 1.

## Executive Matters



## Revenue:

Executive Matters is reporting a (£0.115m) underspend against the budget of £4.293m (-2.7%).

---

### Executive Matters

Executive Matters are forecasting an over recovery of net interest of (£0.637m), the windfall surplus is offset by the

---



---

Variation (£0.115m) underspend	to	proposed transfer of £0.522m to the Interest Rate Equalisation Reserve (please see Appendix 5). This leaves a small positive interest variance of (£0.115m) to be used to offset overspends in the services.
-----------------------------------	----	--

Variation September's Forecast (£0.000m)	to
--	----

---

## **Policy Contingency**

Policy Contingency is forecasting on target with a budget of £3.822m, (0.00%)

---

Policy Contingency

Variation (£0.000m)	to	Policy Contingency are currently forecasting on budget.
------------------------	----	---

Variation September's Forecast £0.000m	to
--	----

---