

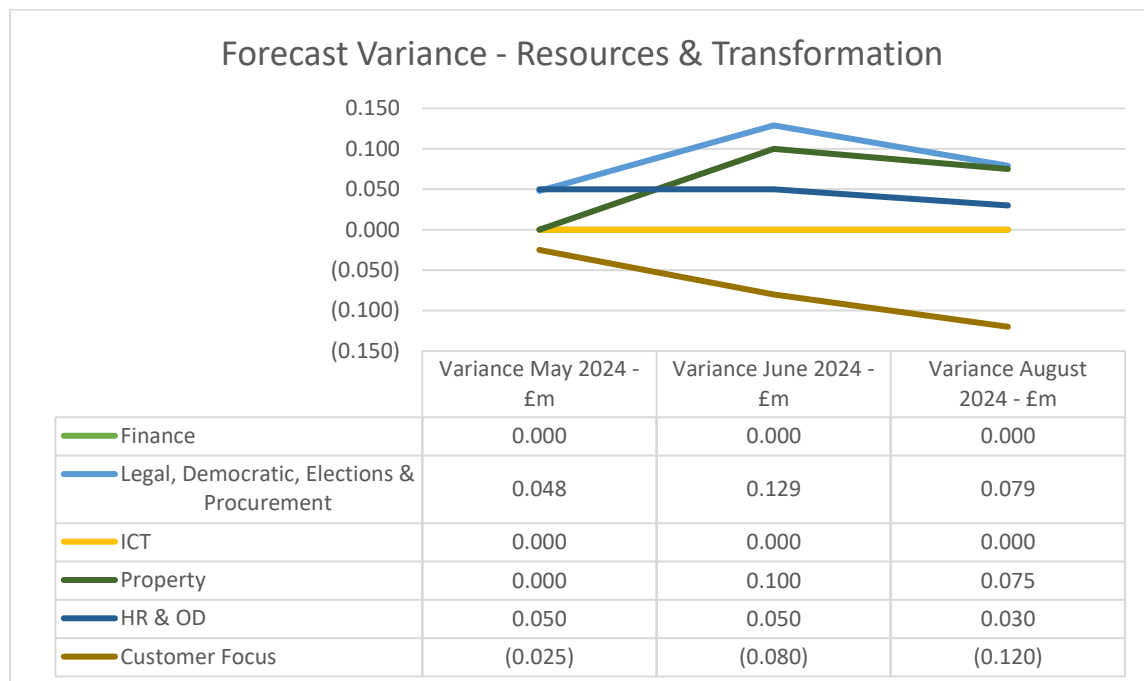
Appendix 2 - Report Details – Additional Revenue narrative

Resources & Transformation

Revenue:

Resources are forecasting £0.064m overspend against a budget of £9.801m (2.0%).

There are tight managerial controls within the resources directorate that have enabled a small forecast overspend. An understanding on the election costs is underway, and the team will work towards mitigating this further.



Finance

Variation
£0.000m

Finance is forecasting in line with budget.

Variation to June's
Forecast
£0.000m

Legal, Democratic,
Elections &
Procurement

Variation

£0.079m
Overspend

Professional support obtained through use of locum lawyers and other professional staff makes up the bulk of the overspend. The MO is responsible for securing appropriate and suitable legal advice, investigating and reporting on anything the Council does that has the potential to be an illegal action or investigating and reporting on any action that might count as maladministration.

Variation to June's
Forecast
(£0.050m)

However, the service recognises that it needs to operate within its budget and will look to recruit to permanent positions as swiftly as possible. An additional point of note in regards to the legal budget is that there is a high element of unpredictability to costs which arise in dealing with legal instructions in regard to unforeseen matters arising, for which no 'ongoing' forecast and provision can be made. Whilst our risk management can seek to reduce this, it is unrealistic to assume this unplanned element can be completely eliminated.

ICT

Variation
£0.000m overspend

IT are forecasting to be within budget with small overspends in supplies and services being offset by an underspend in salaries to be adjusted when budgets are realigned for Digital and Innovation.

Variation to June's
Forecast
£0.000m

Property

Variation
£0.075m

The £0.100m overspend at Castle Quay Overspends are due to void costs of holding some vacant units and unscheduled necessary expenditure for car park lighting and other maintenance costs. Work is underway to review contracts and market void units with the impact of reducing the overspend as the financial year progresses.

£0.065m pressure within car parks.

£0.013m of this is due to under recovery of income. Charges have been raised to mitigate this and we will continue to review with the intention of reducing this overspend as we progress through the year and the position becomes clearer.

The remainder is largely due to the required upgrade to 4G on ticket machines (because 3G is being discontinued) and the installation of a back office programme so that CDC can monitor the car park data more efficiently.

Variation to June's Forecast (£0.025m) (£0.090m) underspend mitigating the above is due to:
Vacancies within the team which will not be filled until later in the year, reductions in Service Charge costs and admin charges for lease events.

Customer Focus

Variation (£0.120m) underspend Customer Focus is forecasting an underspend of (£0.120m) at year end. The bulk of this underspend is from holding on to vacancies (£0.085m) and the remaining (£0.035m) through an over recovery of income.

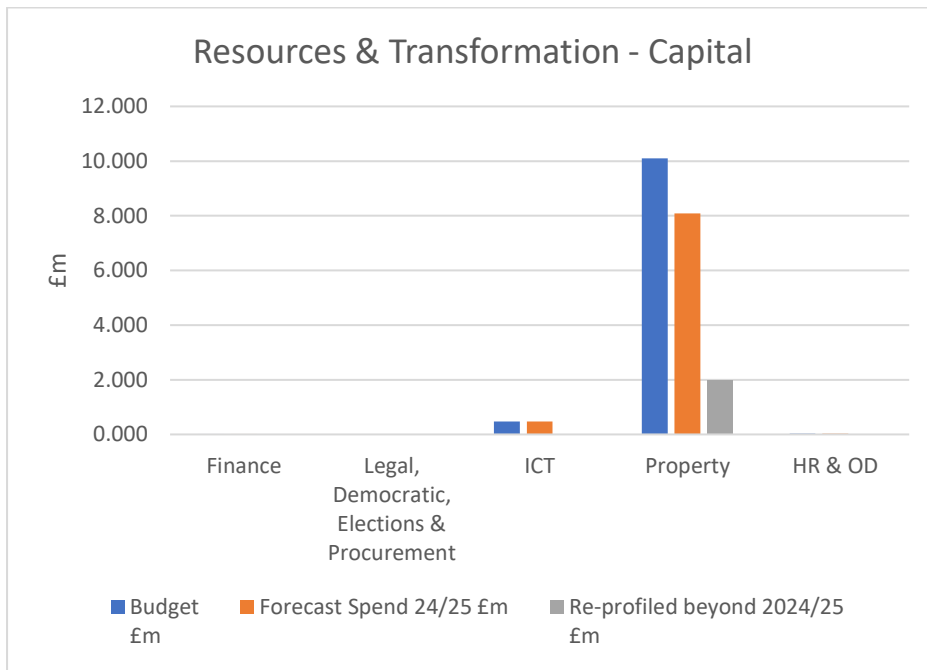
Variation to June's Forecast (£0.040m) Recruitment to vacant posts postponed to Quarter four of 2024/25.

HR & OD

Variations £0.030m Overspend Implementation of the managed payroll system has proven more economical and offered more resilience than the in-house service, however there is an anticipated overspend of £0.050m as a result of the implementation which the service is looking to mitigate with efficiencies within the HR budget. The current forecast is £0.030m overspend.

Variation to June's Forecast (£0.020m)

Capital:



Service	Budget £m	Forecast Spend 24/25 £m	Re-profiled beyond 2024/25 £m	Variance to Budget £m	Prior Month Variance to Budget £m
Finance	0.020	0.020	0.000	0.000	0.000
Legal, Democratic, Elections & Procurement	0.000	0.000	0.000	0.000	0.000
ICT	0.472	0.472	0.000	0.000	0.000
Property	10.105	8.080	1.987	(0.038)	(0.245)
HR & OD	0.030	0.030	0.000	0.000	0.000
Total	10.627	8.602	1.987	(0.038)	(0.245)

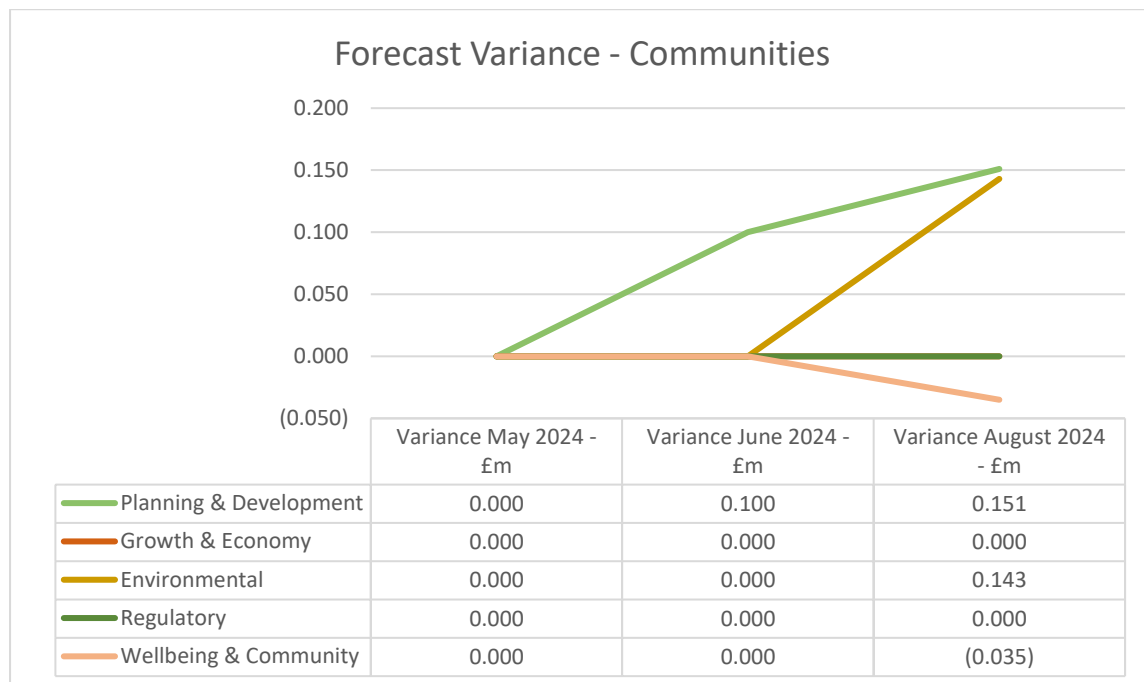
For detailed explanation and variances please see appendix 1.

Communities

Revenue:

Communities are forecasting a £0.259m overspend against a budget of £11.076m, (2.3%).

With a number of pressures emerging in the forecast to year end, the directorate leadership team has carried out a review of pressures and mitigations to contain across the Communities directorate in so far as possible. This has substantially reduced the forecast pressures to year end and will be closely monitored month by month to track progress and for any further changes.



Planning &
Development

Variation
£0.151m overspend

Planning and Development is forecasting an overspend of £0.151m.
Development management has a forecast variance from budget of £0.162m. This includes a lower forecast for application income for the year.
Planning Policy, Conservation & Design is forecasting on budget.
Building Control is presently within budget assisted by higher income.

Variation to June's
Forecast
£0.051m

The main change since last month is the forecast that planning application fee income will be below expected budget (a change of £0.051m). Although the second half of the year is likely to see a significant rise in average income per month (due to site expectations and national policy changes), it is presently unlikely that the budgeted income level will be met.

Growth & Economy

Variation
£0.000m

Growth and Economy are predicting a balanced year end forecast as it continues to deliver upon the Shared Prosperity Funding commitments, alongside the Bicester Garden Town programme and Banbury Vision project. Additional resource has been secured for the development of an infrastructure programme for Kidlington and to provide project management capacity for the service.

Variation to June's
Forecast
£0.000m

Environmental

Variation
£0.143m overspend

The forecasted pressure of £0.143m within Environmental Services is primarily due to staffing pressures and agency costs within Waste and Recycling, this is being closely monitored and managed.
The service is looking at all options to mitigate the overspend.

Variation to June's
Forecast
£0.143m

The on-month movement of £0.143m from June's reporting is due the staffing pressure within waste and recycling and

the delay to implementing revised working patterns for the street cleansing operational team.
The service is looking at all options to mitigate the overspend including all non-recruitment to vacant posts within the service.

Regulatory

Variation £0.000m Regulatory Services and Community Safety are forecasting a balanced outturn.

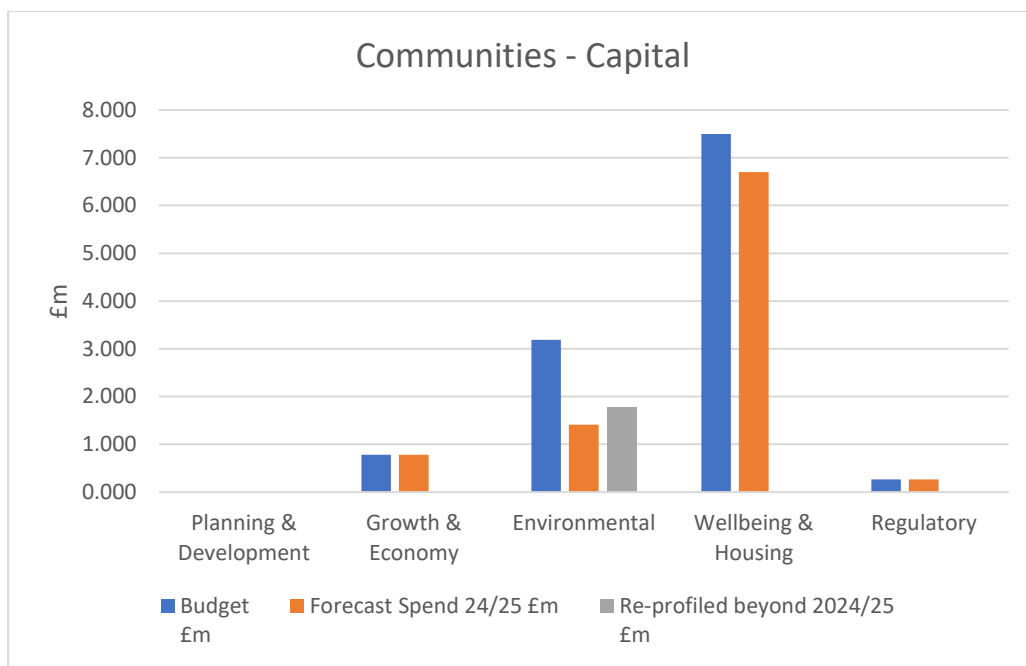
Variation to June's Forecast £0.000m

Wellbeing & Housing

Variation (£0.035m) underspend The services continue to actively manage pressures arising from operating front line services and flexing programme delivery, however pressures on finances are increasing on a range of activities but to date we have managed to contain them.

Variation to June's Forecast (£0.035m) Pressures have been defrayed through operational efficiency and effective use of grants. Continued effort to redress these balances are being taken by rescheduling some activity and reducing developmental expenditure in core budgets.

Capital:



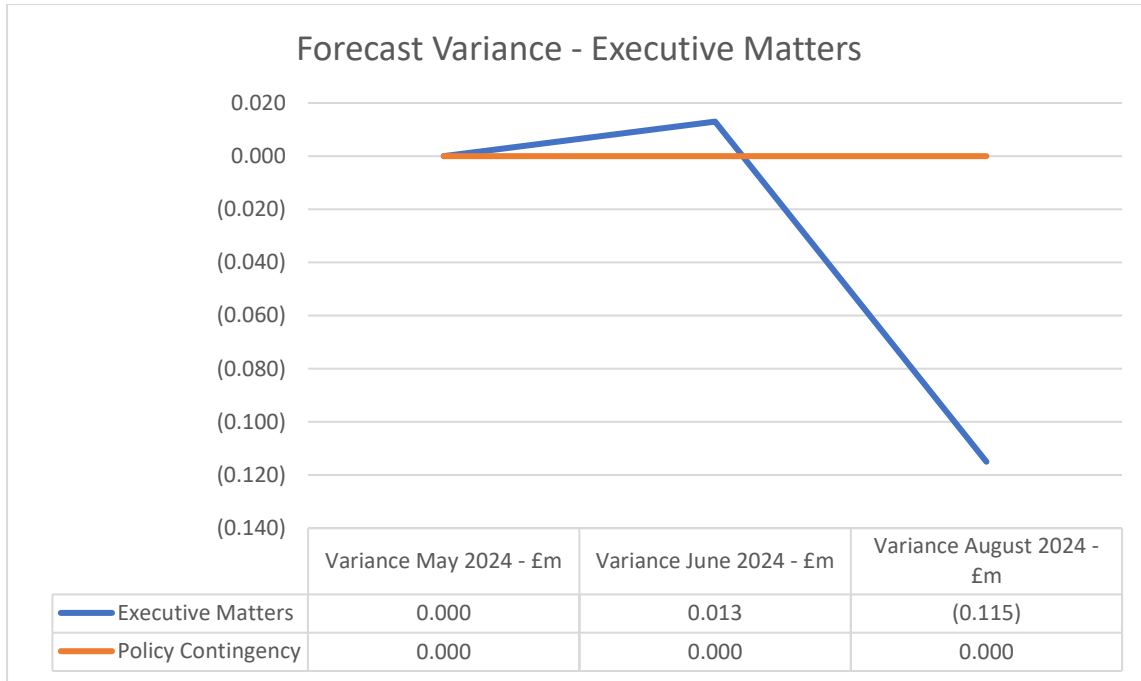
Service	Budget £m	Forecast Spend 24/25 £m	Re-profiled beyond 2024/25 £m	Variance to Budget £m	Prior Month Variance to Budget £m
Planning & Development	0.000	0.000	0.000	0.000	0.000
Growth & Economy	0.780	0.780	0.000	0.000	0.000
Environmental	3.188	1.410	1.778	0.000	0.000
Wellbeing & Housing	7.495	6.701	0.000	(0.794)	(0.438)
Regulatory	0.265	0.265	0.000	0.000	0.000
Total	11.728	9.156	1.778	(0.794)	(0.438)

For detailed explanation and variances please see appendix 1.

Executive Matters

Revenue:

Executive Matters is reporting a (£0.115m) underspend against the budget of £4.293m (-2.7%).



Executive Matters

Variation (£0.115m) underspend Executive Matters are currently forecasting an over recovery of interest of (£0.115m).

Variation to June's Forecast (£0.128m)

Policy Contingency

Policy Contingency is forecasting on target with a budget of £3.897m, (0.00%)

Policy Contingency

Variation (£0.000m) Policy Contingency are currently forecasting on budget.

Variation to June's Forecast £0.000m
