

Cherwell District Council
Budget Planning Committee

4 June 2019

<p>Monthly Performance, Risk and Finance Monitoring Report – March 2019</p>
--

**Report of Executive Director: Finance (interim) and
Assistant Director: Performance and Transformation**

This report is public

Purpose of report

This report summarises the Council's Performance, Risk and Finance monitoring position as at the end of each month.

1.0 Recommendations

The meeting is recommended:

- 1.1 To note the monthly Performance, Risk and Finance Monitoring Report with this committee focussed on the finance section specifically

2.0 Introduction

- 2.1 The Council is committed to performance, risk and budget management and reviews progress against its corporate priorities on a monthly basis.
- 2.2 This report provides an update on progress made so far in 2018-19 to deliver the Council's priorities through reporting on Performance, the Leadership Risk Register and providing an update on the financial position.
- 2.3 The Council's performance management framework sets out the key actions, projects and programmes of work that contribute to the delivery of the 2018-19 business plan and the priorities of the Council. These measures and key performance indicators are reported on a monthly basis to highlight progress, identify areas of good performance and actions that have been taken to address underperformance or delays.
- 2.4 The Council maintains a Leadership Risk Register that is reviewed on a monthly basis. The latest available version of the risk register at the date this report is published is included in this report.
- 2.5 The Report details section is split into three parts:
- Performance Update
 - Leadership Risk Register Update

- Finance Update

2.6 There are four appendices to this report:

- Appendix 1 - 2018/19 Business Plan
- Appendix 2 – Monthly Performance Report
- Appendix 3 – Leadership Risk Register
- Appendix 4 – Capital Programme
- Appendix 5 – Cherwell Annual Report 2018/19

3.0 Report Details




Performance Update

3.1 The Council’s performance management framework sets out the key actions, projects and programmes of work that contribute to the delivery of the 2018-19 business plan (see Appendix 1) and the priorities of the Council.

3.2 The 2018-19 business plan set out three strategic priorities:

- Protected, Green and Clean;
- Thriving Communities and Wellbeing;
- District of Opportunity and Growth.

3.3 This report provides a summary of the Council’s performance in delivering against each strategic priority. To measure performance a ‘traffic light’ system is used. Where performance is on or ahead of target it is rated green, where performance is slightly behind the target it is rated amber. A red rating indicated performance is off target.

Colour	Symbol	Meaning for Joint Business Plan Measures	Meaning for Joint Key Performance Measures (KPIs)
Red		Significantly behind schedule	Worse than target by more than 10%.
Amber		Slightly behind schedule	Worse than target by up to 10%.
Green		Delivering to plan	Delivering to target or ahead of it.

Priority: Protected, Green and Clean

3.4 The Council is committed to protecting the natural environment and ensuring the character of the district is preserved and enhanced. Our commitment included working to ensure the district has high standards of environmental cleanliness and greater waste and recycling services. Maintaining the district as a low crime area is another key part of this priority and the Council is committed to working in partnership to deliver against this objective.

3.5 Overview of our performance against this strategic priority:



Waste Collection services have run well throughout the year. The recycling rates are slightly behind where they were hoped to be. However, this is largely due to lower garden waste tonnages during the summer following fine weather and continual change in the make-up of the dry recycling waste (less paper present). Customer satisfaction is still high. Cost of collection has been higher largely due to world commodity prices being lower.



Online Bulky waste collections are proving to be popular, **92%** of customers were 'very satisfied' with the collection and a huge **99%** of customers 'would recommend the service to friends and family' during March 2019.

We will be promoting this online service further along with awareness of disposing waste sensibly over the next few months.



The Cherwell Community Wardens have focused on the public parks within the district, providing a visible presence in order to deter anti-social behaviour and help improve confidence in the parks as safe places. The Licensing Team maintains a focus on ensuring continue to assess and review the mandatory safeguarding awareness training for taxi licence applicants to ensure that it is training ahead of being issued with a licence.

Protecting the Built heritage is reporting as delivering to plan. All 60 conservation areas in the district now have an appraisal and management plan, the 4 following have been completed as part of this year's plan:- Stratton Audley, Somerton, Ardley, Balscote and Duns Tew.

Priority: Thriving Communities and Wellbeing

3.6 The Council is committed to supporting our communities to thrive and to promoting the wellbeing of our residents. This priority includes supporting health and wellbeing, improving leisure facilities and delivering leisure activities and working in partnership with voluntary organisations to deliver services in a manner that safeguards children, young people and vulnerable adults. Another key aspect of this priority is preventing homelessness, the delivery of affordable housing and improving the condition of residential properties.

3.7 Overview of our performance against this strategic priority:

Health & Wellbeing across the district is encouraging residents to participate in active and healthy lifestyles – the focus continues, and progress is being made in both project work and capital plans to make this easier. The Diabetes programme



currently has 457 people signed up and the FAST Programme operating in Banbury has 172 families signed up.

Homeless prevention is reporting as delivering to plan with the review of the self-help materials which has started. We are consolidating the information on to the website and ensuring it is accessible and easy to use. Shelter have advised they will issue the Health Check report by the end of April. Across the Cherwell district the prevention and relief rates for homelessness have remained at around 30%. This means we are able to sustain housing or rehouse people before they progress to a full homelessness duty.

Homechoice (the housing register) is the main route to rehousing for homeless households and other households in housing need with 754 properties being let during this year.



Safeguarding the vulnerable is delivering to plan. We continue to take our responsibilities for Safeguarding very seriously and have excellent processes in place to assure the safeguarding Boards. In 2019 there will be a focus on training Domestic Abuse champions as well as Mental Health First Aiders. Community Safety Partnerships will continue to work on robust plans to reduce the impact of criminals on residents especially the more vulnerable, children and young people.

Priority: District of Opportunity and Growth

3.8 The Council is committed to developing the local economy, promoting inward investment and delivering sustainable growth. This priority also contributes towards making great places to live, work, visit and invest through economic development and working in partnership to deliver strategic transport infrastructure projects.

3.9 Overview of our performance against this strategic priority:

Our development at Gardeners Close in Bicester now has 24 completions with 2 more due in early April. We have also successfully completed the conversion of the two ground floor units for the family with the child with a life changing illness and they have now moved into their new home.

Delivery of the masterplans for the key Economic Centres has seen another successful Banbury Job Fair which attracted 26 employers and support agencies serving 175 visitors. The team received 100% satisfaction from respondents to the feedback survey.



development of

As part of the Cherwell Industrial Strategy analysis of the staff workshop outcomes and further research is happening to develop the strategy and awareness further. The Young Enterprise Area Final has seen the team supporting this showcase event demonstrating the young people's work readiness skills.

Delivery of the Local Plan - The public hearings for the Partial Review of the Local Plan took place in February 2019. Officers are now awaiting the Planning Inspector's initial observations including his advice on points of principle, whether further work is required by the Council and whether the Inspector will proceed to writing his full report. Prior to providing his observations, the Inspector is inviting comments from representors on information submitted by the Council during and following the hearings.

The dates for the Hearings into the Local Plan are the 2 weeks beginning June 10 2019. The Council awaiting the detailed timetable that will establish the topics and precise dates for discussion.

Summary of Performance

- 3.10 The Council reports on performance against 20 joint business plan measures and 12 key performance indicators on a monthly basis. Performance for this month is summarised in the table below. The full details, including commentary against each measure and key performance indicator can be found in Appendix 2.

Business Plan Measures and Key Performance Indicators (32)					
Status	Description	March	%	YTD	%
Green	On target	32	100%	31	97%
Amber	Slightly off target	0	0%	1	3%
Red	Off target	0	0%	0	0%

Highlights of the overall performance for the end of year 2018/2019 can be found on Appendix 5 (Cherwell Annual Report 2018/19).

3.11 **Spotlight on: Public Art / Arts Development**

The objectives of the Public arts and development elements of the Communities Team are around

- ✓ Promoting an Arts Development service to improve residents lived experience and sustain Community Engagement
- ✓ Public Art services to animate new developments and add to their distinctiveness through a place shaping approach.
- ✓ Improving the quality of the public realm



Kidlington Parish Council celebrated a unique episode in their local history through the commissioning of a new landmark artwork by Artist Tony Davies, using s106 money generated from 2 commercial developments in the village. 'Rosie the Elephant and Friends' commemorates the short-lived zoo that operated in

Kidlington in the 1930's and was created by Artist Tony Davies using mild steel and wire mesh.

The life-sized elephant is depicted being led by a monkey, with a crane riding its back. A fourth element to the sculpture was devised with involvement from local secondary students, who tried their hand at wire sculpture and generated ideas for a separate figure to interact with the main sculpture to create a visual narrative.

This Public Artwork was very successful in boosting local pride of place through the creation of a unique gateway feature and promoting a shared sense of identity among many residents. All former reference to the 'Sainsbury roundabout' at Kidlington in traffic reports and directions has now firmly been replaced by the much more colourfully named 'Rosie's Roundabout'.

Kingsmere Public Art - Suzanne O'Driscoll's artwork for Kingsmere is being used and enjoyed by the community. The large 'pavilion' marks a central meeting place in front of the Community Centre and the smaller 'Umbrella' is on the corner of the site. Both designs reference the flora and fauna such as the skylarks that children saw when walking across the previously undeveloped land to the new school.



Workshops at the school with the artist enabled the school children to understand how the work came to be made and they made their own maquettes of the work using paper cut out and models.

Arts Development Community Engagement – The objectives of Arts Development within the Communities Team are around:-

- ✓ Using arts & cultural activities to engage and strengthen communities and improve health & wellbeing across the district
- ✓ NOxCEP (North Oxfordshire Cultural Education Partnership) in place and schools engaged

North Oxfordshire Cultural Education Partnership (NOxCEP) - The Cultural Education Partnership is being managed by Communities –Arts with an overall theme of 'Wellbeing' through engagement in arts activity. The proposed programme has raised £20K from Arts Council for the Schools Connect activity linking 11 schools with arts organisations on order to enrich curriculums for staff and inspire pride and ambition amongst hundreds of young people. At present 4 primary in Bicester and 7 in Banbury (including North Oxon Academy and Wykham Park) are involved. Arts Awards Advisors, 26 dedicated staff and arts organisations in all, have been trained to deliver and guide children towards achieving this qualification moderated by Trinity College.

Projects are being devised that will take place this year to enable the schools to embed high quality arts activity into their school and maintain an Arts Mark status. A partnership programme with Oxford City has just raised a further £58K to develop the growth and governance of this programme.

Taking Part initiatives delivered across the district



This year 'Taking Part' continued to support a couple of key regular group sessions with match funding to enable their groups to continue to meet for weekly sessions – Dance for Parkinsons and Dance yourself Fit, both based in Banbury. Another previous recipient 'Singing for Wellbeing' has now established itself as self-sustaining. The Pop Up Craft Café, run by artist Tom Cross and in partnership with Sanctuary Housing, continued to run regular sessions in Penrose Close and East Street for older vulnerable residents at risk of social isolation. These session have gone from weekly to fortnightly in frequency, encouraging residents to continue to meet independently in between. Tom has also booked guest Artists from the Taking Part menu to help add more choice and variety to the sessions he has worked to establish.

Risk Update

3.12 The Council maintains a Joint Leadership Risk Register that is reviewed on a monthly basis. The latest available version of the risk register at the date this report is published is included in this report.

3.13 The heat map below shows the overall position of all risks contained within the Leadership Risk Register.

Risk Scorecard – Residual Risks						
		Probability				
		1 - Remote	2 - Unlikely	3 - Possible	4 - Probable	5 - Highly Probable
Impact	5 - Catastrophic			L09		
	4 - Major		L04, L10, L12	L07, L11	L15	
	3 - Moderate			L01, L02, L05, L14	L03, L06, L08	L13
	2 - Minor					
	1 - Insignificant					

3.14 The table below provides an overview of changes made to the Leadership Risk Register during the past month. Any significant changes since the publication of the report will be reported verbally at the meeting.

Leadership Risk	Score	Direction	Latest Update
L01 Financial Resilience	9 Low risk	↔	Reviewed, mitigating actions and comments updated.
L02 Statutory functions	9 Low risk	↔	Reviewed, no changes.
L03 Lack of management Capacity	12 Medium risk	↔	Reviewed, no changes.
L04 Local Plan	8 Low risk	↔	Reviewed, control assessment, mitigating actions and comments updated.
L05 Business Continuity	9 Low risk	↔	Reviewed, comments updated.
L06 Partnering	12 Medium risk	↔	Reviewed, no changes.
L07 Emergency Planning	12 Medium risk	↔	Reviewed comments updated.
L08 Health & Safety	12 Medium risk	↔	Reviewed, risk manager, mitigating actions and comments updated.
L09 Cyber Security	15 Medium risk	↔	Reviewed, Mitigating Actions updated.
L10 Safeguarding the Vulnerable	8 Low risk	↔	Reviewed, no changes.
L11 Income generation through council owned companies	12 Medium risk	↔	Reviewed, comments updated.
L12 Financial sustainability of third party third party suppliers	8 Low risk	↔	Reviewed, no changes.
L13 Local Government Reorganisation	15 Medium risk	↔	Reviewed, comments updated.
L14 Corporate Governance	9 Low risk	↔	Reviewed, no change.
L15 Oxfordshire Growth Deal	16 High risk	↔	Reviewed, no change.

The full Leadership Risk Register update can be found in Appendix 3. There are no score changes within March, all risks reviewed with updates in mitigating actions and or comments etc. There is a new Leadership risk, L15 Oxfordshire Growth Deal.

Finance Update

3.15 The revenue and capital outturn position for the Council for the year 2018/19 and the information contained within this report will form the basis upon which the Council will present its final statement of accounts at the end of May 2019 for review by our External auditors. The year 2018/19 has seen some significant movements across all budget areas although this reflects a number of issues where service provision has changed or structurally altered during the year as well as a number of one-off additional grant funds that Central Government have provided throughout the year and reflect in additional expenditure as well as additional income. The financial position has been managed and monitored throughout the year and reported on a monthly basis and any budget differences have been highlighted at the earliest possible opportunity.

During the budget setting process for 2019/20 we reviewed any budget variances in-year that were known at that time and where the financial variations relating to structural issues, these were realigned during that process, as appropriate.

3.16 Revenue Position

The Council's forecast financial position is set out in the table below. Overall, for the financial year 2018/19 Cherwell District Council had a surplus of £431k, a slight increase in the amount that was reported in the prior month's finance report. The overall position is underpinned by an overspend of £706k on our services. The surplus for the council arises due to additional business rate growth in year and other changes of income that equate to approximately £1.137m.

Directorate overspends totalled £1.412m in year which is an increase of £367k from the previous month's report although it should be noted that we had a number of in-year grants awarded during the last few months of the year where we increased our spend to reflect the increased income that we had received targeted at specific services and projects.

For more detail on the movements at a Directorate level and across all other budgets please see the table below. These detail the main reasons for the variances in 2018/19.

Revenue Monitoring (Brackets denotes an Underspend)	Budget £000	Outturn £000	2018/19 Variance	Prior Month Variances £000
Corporate Services	177	177	-	0
CORPORATE SERVICES TOTAL	177	177	-	-
Communities	1,693	1,778	85	20
Leisure & Sport	2,674	2,774	100	105
Housing	1,643	1,630	(13)	(72)
WELLBEING TOTAL	6,010	6,182	172	53
<i>Communities £85k consists of a one-off additional £25k relating to the 2018 restructure, £20k relating to The Mill professional fees and contribution for professional fees for development of Pye Gallery £22k, £8k Arts Development relating to grant overspend, Brighter Futures projects £10k.</i>				
<i>Leisure & Sport £100k consist of additional £60k for Assistant Director and Staff post; and budget</i>				

realignment cost of £40k for the Parkwood contract fees. The staffing budgets have been realigned for 2019/20

Housing (£13k) consists of savings within Strategic Housing Supplies and Services.

Planning Policy & Development	1,414	1,414	-	0
Economy & Regeneration	453	704	251	284
PLACE & GROWTH TOTAL	1,867	2,118	251	284

Economy and Regeneration £251k consists of Build! £103k budget realignment and additional £148k cost for the Executive Director post of Place and Growth and Interim Advisor on Growth Deal

Environmental Services	5,163	5,517	354	81
Environmental Health & Licensing	911	924	13	(26)
ENVIRONMENT TOTAL	6,074	6,441	367	55

Environmental Services £354k made up of £192k due to increase in the price charge per tonne (Gate Fees) for dry goods recycling and Bulking and handling charges. Officers are keeping the market under close review. There has been a reduction in recycling credits of £37k owing to lower recycling tonnages, additional income (mainly from the car parks) of (£55k), additional £59k staffing cost to cover sickness and maternity, £60k vehicle cost, £54k maintenance cost and £7k vet and boarding fees.

Environmental Health & Licensing £13k consist of (£8k) underspend across the service on professional & consultants fees, £21k under recovery of CCTV income.

Law & Governance	1,399	1,434	35	36
Finance & Procurement	649	843	194	275
Property Investment & Contract Management	(2,261)	(1,928)	333	306
FINANCE & GOVERNANCE TOTAL	(213)	349	562	617

Law and Governance £35k, consist of (£23k) members allowance budget realignment and £58k for the conducting of District Elections.

Finance & Procurement £194k, made up of £35k additional cost further to outsourcing the Corporate Fraud Team to Oxford City Council and National Fraud Initiative "NFI" work. £159k arising from interim staff costs required to support the Council in meeting financial reporting deadlines and implementing financial management improvements during 2018/19.

Property Investment Contract Management £333k mainly due to the delay in the project completion date of Crown House that has been highlighted throughout 2018/19.

Customers & IT services	2,869	2,956	87	-
Strategic Marketing & Communications	334	358	24	34
HR, OD & Payroll	756	733	(23)	15

Performance & Transformation	(121)	(149)	(28)	(13)
CUSTOMERS & IT SERVICES TOTAL	3,838	3,898	60	36

Customers & IT Services £87k overspend largely due to income from CSN where the contract relates to 10 months instead of 12.

Strategic Marketing and Communications £24k overspend Assistant Directors post, pending opportunities for increased joint working with OCC in this area.

HR, OD and Payroll (£23k) underspend due to licence costs identified as relating to 19/20.

Performance and Transformation (£28K) made up of (£78k) savings due to budget realignment cost and a £50k under recovery in Land Charges income.

TOTAL DIRECTORATES	17,753	19,165	1,412	1,045
Revenue Monitoring	Budget £000	Outturn £000	2018/19 Variance	Prior Month Variances £000
Use of Reserves	6,135	6,366	231	90
Investment Costs	2,074	2,074	-	-
Investment Interest & Income	(2,936)	(3,860)	(924)	(592)
Pension Costs	338	315	(23)	(17)
Capital Charges	(4,002)	(3,992)	10	-
EXECUTIVE MATTERS TOTAL	1,608	902	(706)	(519)

Use of Reserves 231k for transfers to specific earmarked reserves

Interest on Investment (£924k) increase in interest income and reduction in interest payable for Treasury Management through management by the team as well as the impact of reprofiling capital expenditure during the year on our borrowing requirements.

Pension Costs (£23k) reduction in pension cost.

Capital Charges £10k Under recovery of Capital charges

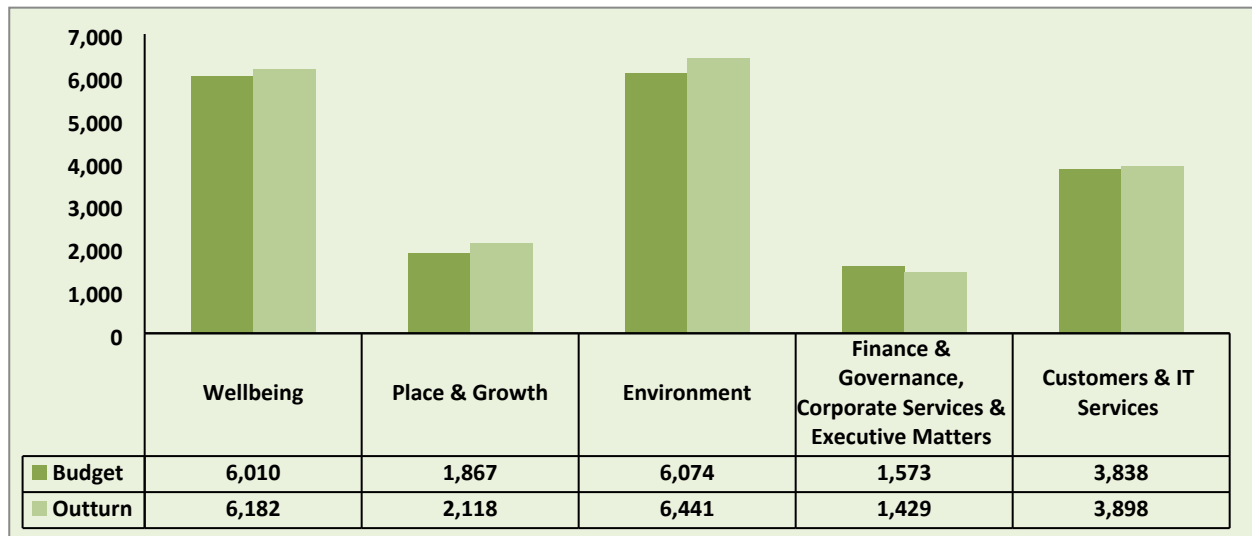
COST OF SERVICES	19,362	20,068	706	526
-------------------------	---------------	---------------	------------	------------

Funding	Budget £000	Forecast £000	2018/19 Variance	Prior Period Variances £000
<i>(Brackets denotes an Increase in Funding)</i>				
Business Rates Baseline	(3,673)	(3,673)	-	-
Revenue Support Grant	(637)	(637)	-	-
FORMULA GRANT EQUIVALENT	(4,310)	(4,310)	-	-
Transfer to Parish Councils for CTRS	349	349	-	-
New Homes Bonus	(4,009)	(3,995)	14	-
GRANTS AWARDED TOTAL	(3,660)	(3,646)	14	-
BUSINESS RATES GROWTH TOTAL	(4,829)	(5,980)	(1,151)	(900)

BUSINESS RATES GROWTH (£1151k) Increase is due to growth in new businesses in the Cherwell District and an increase in pooling income from growth in new businesses in the Oxfordshire Districts.

New Homes Bonus £14k under recovery of new homes bonus				
Council Tax	(6,506)	(6,506)	-	-
Collection Fund	(58)	(58)	-	-
COUNCIL TAX INCOME TOTAL	(6,564)	(6,564)	-	-
TOTAL INCOME	(19,363)	(20,500)	(1,137)	(900)
(Surplus)/Deficit			(431)	(374)

The graph below shows the overall variance by Directorate and compares the budget to the outturn position.



Additional Grant Income for 2018/19 and 2019/20

A number of one off grant awards has been made by central government departments during 2018/19 relating to both 2018/19 and 2019/20. The grants for 2019/20 were awarded after budget was approved in February 2019 so could not be included at that stage. The recommendations in this report ensure that the proper governance and permissions are in place to spend the money that has been received.

All grant conditions have been met in relation to these grants where they were awarded during 2018/19 and we will ensure that all 2019/20 grants are equally compliant.

Grant	Amount	Narrative
Artworks - grant received for cultural education programme 19/20	(18,000.00)	No conditions attached to the monies we received in 2018/19. However, we are due to receive further grant that MUST be spent in 2019/20
FS Food Standards Agency - unspent NIS (National Inspection Strategies) pathfinder grant	(6,000.00)	Confirmation received there are no timescales for repayment - Spend in 2019/20
FHSG Flexible Homelessness Support Grant- Reserve	(205,426.00)	Contact at MHCLG confirmed that there are no terms in the S31 Determination letter to spend in year the grant was allocated - Spend in 2019/20

New Burdens HRA (Homelessness Reduction Act)	(98,636.00)	Contact at MHCLG confirmed that there are no terms in the S31 Determination letter to spend in year the grant was allocated - Spend in 2019/20
Additional FHSG & New Burdens HRA	(73,533.00)	Contact at MHCLG confirmed that there are no terms in the S31 Determination letter to spend in year the grant was allocated - Spend in 2019/20
MHCLG - Pocket Park Plus Programme	(40,970.00)	Return date of March 2020 of evaluation of the spend - Spend in 2019/20
NHS England Healthy New Towns	(251,431.58)	Confirmation received that there are no terms to repay the unspent grant - Spend in 2019/20
new Burdens Funding for the Brownfield Register	(33,687.00)	Confirmation from MHCLG that this grant is not ringfenced - Spend in 2019/20
new Burdens Funding for the Custom Self Build Register	(30,000.00)	Confirmation from MHCLG that this grant is not ringfenced - Spend in 2019/20
EU Exit Grant	(17,484.00)	Spend in 2019/20
Letting & Rogue Landlords grant	(1,229.00)	Spent in 2018/19
National Clean Up	(25,874.00)	Spent in 2018/19
DFG (Disabled Facilities Grant)	(123,000.00)	Spent in 2018/19
DWP new Burdens	(16,384.00)	Spend in 2019/20

3.17 Capital Programme –

A summary of the capital programme draft outturn is set out in the table below. The detailed Capital programme is shown in the appendices to this report.

The original budget for 2018/19 totalled £113.7m but £68.5m was re-profiled into 2019/20 and beyond 2019/20. Overall, we have underspent in year by £541k. There are a number of projects where underspends have been identified as well as one project where an overspend has been identified. More detail can be found in the appendices included with this report.

Directorate	Budget £000	Outturn	Re- profiled into 2019/20 £000	Re- profiled beyond 2019/20 £000	Current Period Variances £000	Prior Period Variances £000
Wellbeing	3,747	1,790	1,935	0	(166)	(11)
Place & Growth	15,233	4,847	10,510	0	124	0
Environment	1,830	755	754	0	(321)	(93)
Finance & Governance	91,884	12,356	54,825	24,667	(36)	(85)
Customers & IT Services	1,034	391	503	0	(140)	0
Total	113,728	20,138	68,527	24,667	(397)	(189)

Re-Profiled into 2019/20 and Beyond 2019/20:

Wellbeing £1,935k Comprises **£122k** Bicester Leisure Centre Extension following strategy presented to members and prioritisation these has been reprofile to 19/20; **£440k** budget for the Sunshine Centre project which is not expected in 2018/19, **£14k** budget to cover Biomass Heating Bicester Leisure centre which is currently under investigation to ascertain the validity of this work the investigation is not expected to complete in 2018/19, **£80k** budget to cover solar PV component replacement at the sports centre which is not expected in 2018/19; and **£30k** Spiceball Leisure centre bridge resurfacing works to be determined post completion of the CQ2 new bridge connection in 2018. Re-profiled into 2019/20. And a **£65k** work on the Cooper sports Facility Floodlight, will not be completed in 2018/19 due to access issue, hence re-profiled to 2019/20 and **£903k** Discretionary Grants Domestic Properties & Disabled Facilities Grant not required in 2018/19 but envisaged to be utilised in 2019/20. Abris System upgrade **£19k** for second payment due in 2019/20 and Corporate Booking System **£60k** further works undertaken for provision of booking system JADU.

Football Development Plan **£20k** for completion of Leisure Strategy and **£183k** works for North Oxfordshire Academy works.

Place & Growth £10,510k comprises of **£1,160k** for East West Railways where 5 years of scheduled capital contributions to 2019/20 have not yet been requested. Re-profiled to 2019/20; and **£84k** spending linked to the delivery of "The Hill youth and community centre". It is likely that the new facility won't be completed this financial year. **£989k** The Hill Community Centre, completion due in Autumn 2019, **£1,709k** Build 1b Creampots is complete and Admiral Holland has awarded construction to be completed in 2019/20 and Programme 1a and **£6,500k** relating to Build Programme Phase 2, **£68k** relating to North West Bicester Eco Centre.

Environment £754k made up of **£210k** budget for the replacement of parking equipment, Off road parking facilities and depot electric charging point, **£50k** planned changes to the "Public Conveniences", **£319k** deferred due to the useful life of some vehicles longer than estimated, **£15k** Work on the "Charging point for Depot electric vehicles & proposed Bay Marking" projects; will not be required in 2018/19, but next budget year, hence reprofiled to 2019/20 and **£15k** Work on the "Urban Centre Electricity Installations"; will not be required in 2018/19, but next budget year, hence re-profiled to 2019/20. Bin replacement schemes **£65k** lead times on ordering means this will be carried into 2019/20.

Finance & Governance £54,825k comprises **£1,391k** for work on; Academy Harmonisation, Condition Survey Works, Bradley Arcade Roof Repairs, Spiceball Riverbank Reinstatement, Banbury Health Centre Ventilation and cooling systems, Franklins House - Travelodge, Cherwell Community Fund, Housing IT Asset system, Orchard Way works, Retained Land, Thorpe Place and Thorpe Way Industrial Units, Horsefair Banbury, Thorpe Lane Tarmac and EPC Certification are all planned for completion in 2019/20, **£45,798k** work on CQ2 planned for next year along with **£7,636k**. Re-profiled into 2019/20. And an additional cost of **£24,667k** work on CQ2 planned for completion beyond 2019/20 further updates on the specific re-profiling to be advised.

Customers & IT Services comprises of **£503k** this comprises of new telephony system that will be implemented in 2019/20 **£112k**, CRM to be replaced in 2019/20 **£32k**, ongoing project **£216k** for Land and Property Harmonisation. IT Strategy review **£105k**, 5 year rolling programmes for HW/SW Replacement Programme and Uninterrupted Power Supply **£38k**.

Current Period Variances:

Wellbeing (£166k) budgets no longer required.

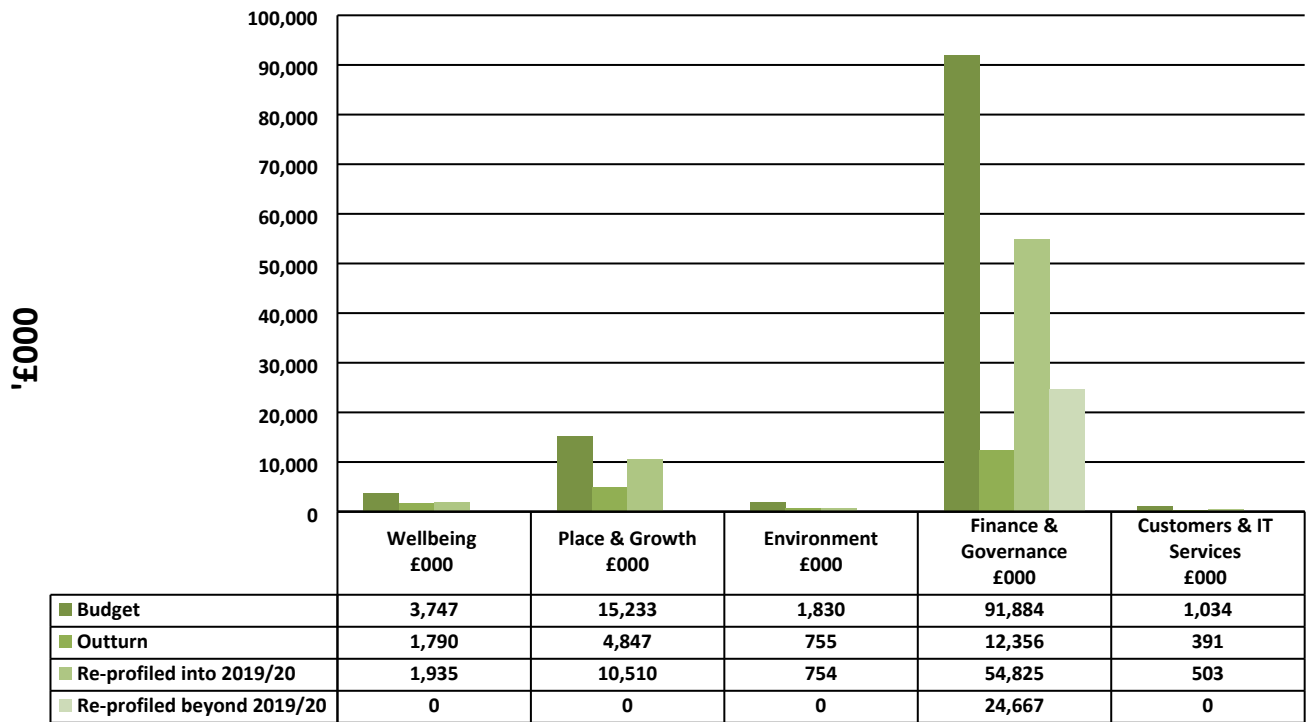
Place & Growth £124k relates to the settlement with a contractor on finalisation of one development

Environment (£321k), Budgets no longer required.

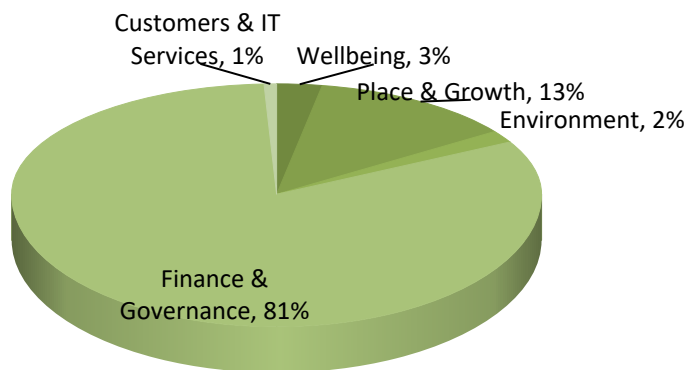
Finance & Governance (£36k) for budgets no longer required less additional legal fees on one project

Customer Service & IT (£140k) budgets no longer required.

Capital Spend v Budget



Allocated Budget



4.0 Conclusion and Reasons for Recommendations

4.1 It is recommended that the contents of this report are noted.

5.0 Consultation

5.1 This report sets out performance, risk and budgetary information from the previous month and as such no formal consultation on the content or recommendations is required.

6.0 Alternative Options and Reasons for Rejection

6.1 The following alternative options have been identified and rejected for the reasons as set out below.

Option 1: This report illustrates the Council's performance against the 2018-19 business plan. As this is a monitoring report, no further options have been considered. However, members may wish to request that officers provide additional information.

7.0 Implications

Financial and Resource Implications

7.1 The financial implications are detailed within section 3.15 through to 3.17 of this report.

Comments checked by:

Adele Taylor, Executive Director: Finance (Interim)

Adele.taylor@cherwellandsouthnorthants.gov.uk

0300 003 0103

Legal Implications

7.2 There are no legal implications from this report.

Comments checked by:

Nick Graham, Monitoring Officer: Law and Governance

Nick.Graham@cherwell-dc.gov.uk

Risk management

7.3 This report contains a full update with regards to the Council's risk position at the end of the previous month. A risk management strategy is in place and the risk register has been fully reviewed.

Comments checked by:

Louise Tustian, Team Leader: Insight Team

01295 221786

Louise.tustian@cherwellandsouthnorthants.gov.uk

8.0 Decision Information

Key Decision

Financial Threshold Met: No

Community Impact Threshold Met: No

Wards Affected

All

Links to Corporate Plan and Policy Framework

All

Lead Councillors –

Councillor Richard Mould – Lead member for Performance Management

Councillor Tony Ilott – Lead member for Finance and Governance

Document Information

Appendix No	Title
Appendix 1	2018/19 Business Plan
Appendix 2	Monthly Performance Report
Appendix 3	Leadership Risk Register
Appendix 4	Capital Programme
Appendix 5	Cherwell Annual Report 2018/19
Background Papers	
None	
Report Author	Hedd Vaughan-Evans – Assistant Director: Performance and Transformation
Contact Information	Tel: 0300 003 0111 hedd.vaughanEvans@cherwellandsouthnorthants.gov.uk