

Cherwell District Council
Accounts, Audit and Risk Committee

28 June 2017

End of year Risk Review 2016-17
--

Report of Director - Strategy and Commissioning

This report is public

Purpose of report

To update the Committee on the management of Strategic, Corporate and Partnership risks during the final quarter of 2016/17.

1.0 Recommendations

The meeting is recommended to:

- 1.1 Review the full Strategic, Corporate and Partnership Risk Register for 2016/17 and identify any issues for further consideration or referral to Executive.
- 1.2 Note the risk exceptions highlighted and the risks continuing into 2017/18.

2.0 Introduction









- 2.1 The Council details its approach to managing risk in its Risk and Opportunities Management Strategy and sets out the framework for managing risks of all types.
- 2.2 Risks are reviewed on a quarterly basis, undertaken by the Accounts, Audit and Risk Committee and Joint Management Team (JMT). This takes the form of reviewing the strategic risk register. Operational risks are reviewed at departmental level but can be escalated to the strategic risk register if required.

Whilst a formal review is undertaken annually to refresh the strategic risk register and identify any new or emerging risks or opportunities, risks may still be added at any point during the year.

- 2.3 This is the final quarterly performance report provided on the Strategic Risk Register for 2016/17. Risk exceptions have been highlighted to provide a focus on those risks rated 16 or above (red risks requiring active management) and any changes to risk ratings that have occurred.
- 2.4 **The Risk and Opportunities Management Strategy** (which is a joint document for both Cherwell DC and South Northamptonshire DC) was reviewed and updated for 2016/17 to better reflect the Councils' risk appetite, attitude to risk and changes

to the information management and data collection system that underpins the process. The Strategy was reviewed and agreed at the meeting on the 21st September.

- 2.5 This report focusses on risks specific to Cherwell DC and those that are shared and jointly managed with South Northamptonshire Council.
- 2.6 The following key applies to the remainder of the report and associated appendices.










Colour	Symbol	Meaning
Red		Requires active management High impact / High likelihood Risk requires active management to manage down and maintain the exposure at an acceptable level. Escalate upwards.
Amber		Contingency Plans A robust contingency plan may suffice together with early warning mechanisms to detect any deviation from the profile. Escalate upwards.
Green		Good Housekeeping May require some risk mitigation to reduce the likelihood if this can be done cost effectively, but good housekeeping to ensure that the impact remains low should be adequate. Re-assess frequently to ensure conditions remain the same.
Grey		Not updated
		Risk has reduced since previous review
		Risk has increased since previous review
		Risk has not changed since last review
		Direction of Travel is not applicable as risk is new

3 Report Details

3.1 Summary

- 3.1.1 As at the end of 2016/17, there is one risks rated red (active management), 26 risks are rated amber (contingency plans) and five are rated green (good housekeeping).
- 3.1.2 One risk, P01 Police and Crime Commissioner (PCC TVP), has been downgraded from red (active management) to amber (contingency plan). Impact has reduced from 3 to 2 and Probability has reduced from 3 to 2. This risk had been escalated during quarter 3.

3.1.3 The table below shows the overall breakdown of risks by ratings for Cherwell District Council; split by CDC specific and shared as well as the three risk categories.

Council	Strategic Risks			Corporate Risks			Partnership Risks		
									
CDC	0	8	0	1	1	0	0	1	2
Shared	0	7	0	0	9	2	0	0	1
TOTAL	0	15	0	1	10	2	0	1	3

3.2 The full risk register has been reviewed by the risk owners and members of JMT and an exception report created; this report focusses on those risks with a residual score of 16 or higher ('Red' risks that require active management), or have had a change in risk scores since the previous quarter.

3.3 **Change in risk scores:** One risk has been downgraded from amber to green, 29 risks have remained as amber, one risks has remained as Red and one risks has escalated scores but remains as Amber:

- **P01** – Police and Crime Commissioner: Amber to green, rating reduced from 9 to 4. (Impact decreased from 3 to 2, Probability decreased from 3 to 2).
- **C02** – ICT Loss of systems: This has remained as Red from quarter 3. Quarter 4 Commentary – We expect this risk to be downgraded by the end of the next reporting period.

4.0 Conclusion and Reasons for Recommendations

4.1 The following options have been identified. The approach in the recommendations is believed to be the best way forward.

Option 1 To support the current approach and having considered the Strategic, Corporate and Partnership risks, report any concerns arising to the Executive.

Option 2 To reject the current approach and proposals and report any concerns arising to the Executive.

5.0 Consultation

5.1 Both CDC Accounts, Audit and Risk Committee and SNC Audit Committee have been consulted on the development of the Risk Strategy

6.0 Alternative Options and Reasons for Rejection

6.1 The following alternative options have been identified and rejected for the reasons as set out below.

Option 1: To reject the current approach and proposals and recommend an alternative approach to risk management. This option is not recommended as it departs from the Council's stated approach to risk management as set out in its Risk and Opportunities Management Strategy.

7.0 Implications

Financial and Resource Implications

7.1 There are no specific financial implications arising from this report.

Comments checked by Paul Sutton, Chief Finance Officer
0300 0030 106, Paul.Sutton@cherwellandsouthnorthants.gov.uk

Legal Implications

7.2 There are no specific legal implications arising from this report,

Comments checked by Kevin Lane, Head of Law and Governance,
0300 0030 107, kevin.lane@cherwellandsouthnorthants.gov.uk

8.0 Decision Information

Wards Affected

All

Links to Corporate Plan and Policy Framework

All strategic priorities

Lead Councillor

Councillor Richard Mould, Lead member for Strategic Intelligence & Insight

Document Information

Appendix No	Title
1	Exceptions – Red Risks
2	Full Risk Register

3	High Level Risk Summary
Background Papers	
None	
Report Author	Louise Tustian, Team Leader, Strategic Intelligence & Insight Team
Contact Information	Louise.tustian@cherwellandsouthnorthants.gov.uk 01295 221786